

Direct productivity

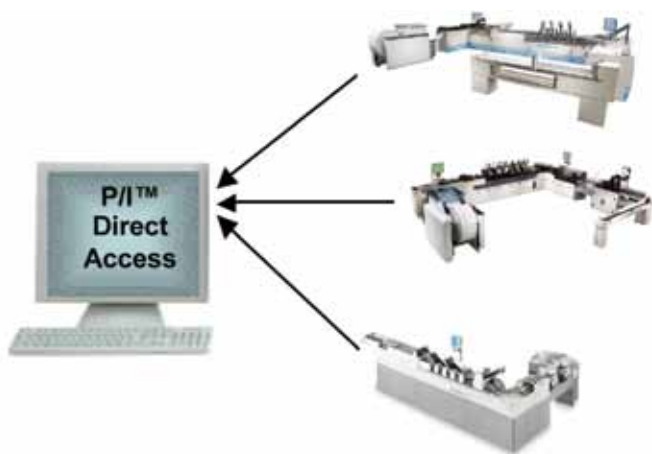
Technology
that saves!

P/I™ Direct Access

Time saver

The key to driving inserter and operational efficiency is having accurate, timely and comprehensive productivity reporting. However, data collection from each device and in-depth analysis of the information can be time consuming. To drive continuous improvement, you need to automate timely collection of data along with flexible reporting on the information you need to drive business results.

P/I Direct Access can help you analyze inserter productivity and extract the data into customized reports that can help you achieve your specific business goals. The system is scalable—it can be run on a single inserter or sites with multiple inserters.



Idle time analysis – A Pitney Bowes exclusive!

P/I Direct Access with Idle Time Management lets you measure idle time on your inserters with a Direct Connect operating system. You'll gain visibility into your production floor that can help you manage resources, reduce inserter downtime and gain capacity.

Instant access

Get the intelligence you need to make informative decisions. Add Pitney Bowes® Production Intelligence® to your Direct Connect inserting systems. You'll gain up-to-the-minute data on operator and inserter activity with a simple point-and-click. You'll know exactly how your inserter is being utilized and how productive your operators are at any given time.

Consolidate production data

P/I Direct Access automatically captures performance data from Pitney Bowes Direct Connect inserting systems. When equipped with an optional centralized server, you will get combined analysis of your entire operation, accessible from any web-connected workstation.

Reports your way

You can generate customized reports using industry-standard Crystal Reports®. Choose the parameters you want to analyze and how you want them summarized and reported—including inserter idle time and production time, inserter and operator productivity, and equipment alarms and service activity.

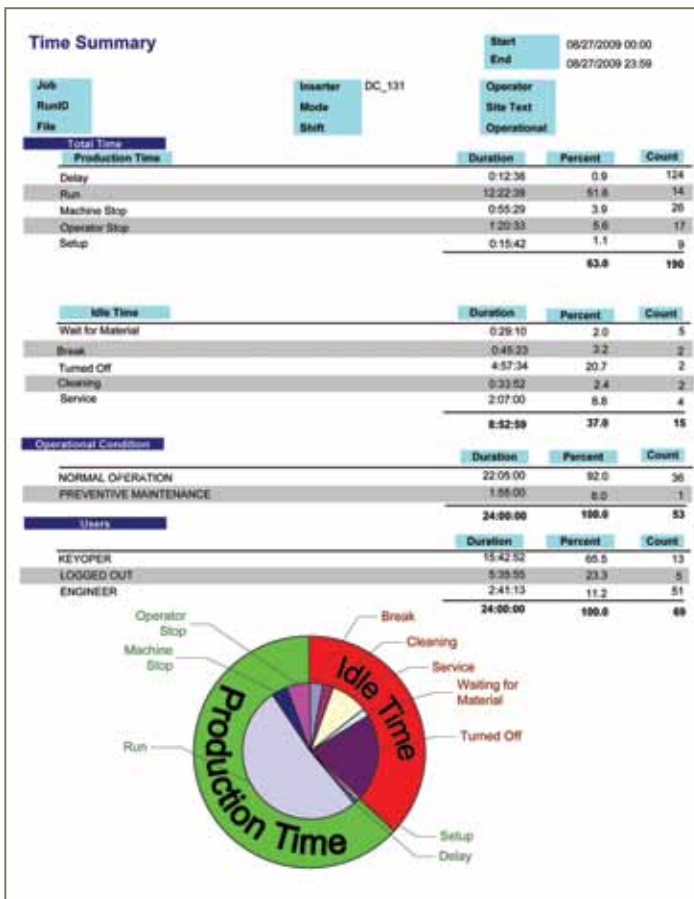
Track service

P/I Direct Access can help you automatically track service activity so you have the information about when a service call is initiated, service response time, frequency of occurrence and service duration. Improved service efficiency means less downtime and improved productivity.

P/I™ Direct Access

Intelligent platform

- Data consistency integrated across the Production Intelligence® ADF platform
- Single source of data for inserter metric — the system stores data in a centralized repository, making it easy to capture and report inserter uptime and idle time
- Rich data set with fine granularity — capture a comprehensive set of data on inserter performance including operator and machine production and idle time
- Reports in real time — instantly generate reports on several parameters for an up-to-the-minute view of what's happening on your production floor
- Scalable architecture — protect your investment with built-in scalability that applies to single or multi-machine inserter sites, and file-based or non-file-based multi-site environments. Inherent scalability makes P/I Direct Access an economical entry point for adding Production Intelligence to your operation.



Sized to fit

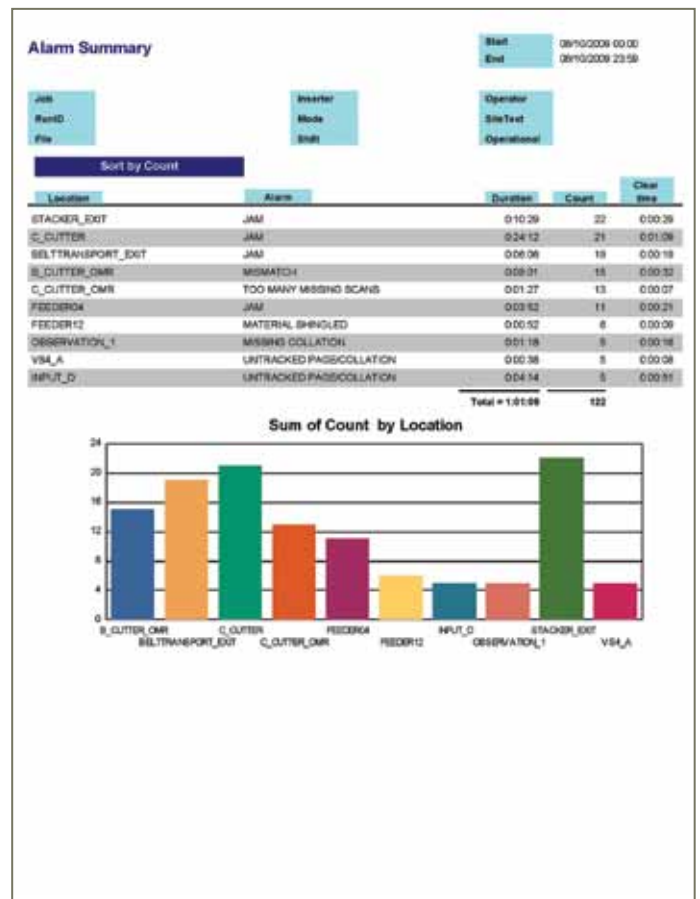
P/I Direct Access is available in two basic configurations:

- Local P/I Direct Access – Included on all new Direct Connect inserters. Captures data and generates reports for a single, standalone inserter.
- Networked P/I Direct Access – Optional server and software for multiple inserters at one site. Provides web-accessible interface.

Available Reports:

- Idle time*
- Operator production
- Operator productivity
- Service activity
- Inserter production
- Inserter productivity
- Alarm detail
- Shift reporting

* Requires Direct Connect Idle Time Management feature, sold separately



Pitney Bowes, the Pitney Bowes design logo, Production Intelligence and P/I are trademarks of Pitney Bowes Inc. or a subsidiary. All other referenced trademarks are the property of their respective owners.

Pitney Bowes Inc.
 37 Executive Drive
 Danbury, CT 06810-4148
 Tel. 877-536-2736
 203-792-1600
 Web: www.pb.com



©2009 Pitney Bowes Inc.
 All Rights Reserved
 An Equal Opportunity Employer.
 PIDA-0909